

Residential Series

Battery Storage Solutions

FOR EU MARKET



Renon Power Technology B.V.

© Renon Power Technology B.V. All Rights Reserved. Specifications are subject to change without notice.
2025-10-10



Renon Power

We Care About Sustainability

With our own R&D team and automated production factory, we are dedicated to delivering innovative, reliable, and affordable energy storage solutions to customer globally.

At Renon, we believe that sustainable energy is the future. We are passionate about reducing carbon emissions and preserving our planet for future generations. That's why we invest heavily in research and development, leveraging the latest technologies to design and manufacture energy storage systems that are efficient, scalable, and adaptable.

Our products are designed to meet the needs of a wide range of applications, from residential and commercial buildings to industrial facilities and utility-scale projects. Whether you're looking to reduce your energy bills, increase your energy independence, or support your sustainability goals, Renon has the right solution for you.

Our commitment to quality and customer satisfaction is unwavering. We work closely with our clients to understand their unique needs and provide customized solutions that meet or exceed their expectations. We also provide comprehensive technical support, maintenance, and warranty services to ensure that our customers get the most out of their investment.

JOIN US ON OUR MISSION TO MAKE RENEWABLE ENERGY WITHIN REACH.

**PROVIDE INNOVATIVE,
RELIABLE, AND
AFFORDABLE ENERGY
STORAGE SOLUTIONS
TO CUSTOMERS
WORLDWIDE.**



Content










Meeting the highest standards of quality and safety in the global market.

| | |
|----------------------|----|
| Industry Application | 01 |
| Products | 02 |
| Solution | 15 |
| Renon Smart | 16 |
| Installation Cases | 18 |
| Renon Exhibition | 19 |



Industry Application

Renon's energy storage products are extensively applied across residential, commercial, and industrial sectors. With exceptional performance, cutting-edge technology, and efficient energy management, they provide reliable, innovative, and eco-friendly energy solutions, helping global users achieve their sustainability goals.

| | | |
|---|--|---|
|  |  |  |
| Residential Multi-Family | Residential Single Family | Residential Detached Housing |
|  |  |  |
| Industrial Manufacturing | Commercial Retail | Commercial Office Space |
|  |  |  |
| Commercial Lowercase | Commercial Data Centers | Commercial Lowercase |

As a company that values renewable energy, we are passionate about developing solutions that contribute to a greener, more sustainable future. Our products are designed to reduce carbon emissions and promote environmental conservation.

Products

Featuring straightforward installation and flexible, scalable capacity, these products address a broad spectrum of home energy storage requirements.

■ LV Battery Storage System



P03
Xtreme LV



P05
Xcellent



P07
Xcellent Plus



P09
EBrick



P11
EBrick-IND

■ HV Battery Storage System



P13
Xtreme HV 1.0



Xtreme LV

Modular LV Battery System

Scalability: The system can be expanded with up to 30 systems in parallel, offering flexibility and future-proofing for growing energy needs.

High Efficiency: Designed for peak shaving and self-consumption, it helps reduce energy bills by optimizing the use of solar power and minimizing reliance on the grid.


Strong Compatibility: The system is designed to work seamlessly with various inverters and energy management systems, providing flexibility in integration with existing setups.

Comprehensive Warranty: Backed by a 10-year warranty, the Xtreme LV system assures long-term peace of mind and protection for the investment.

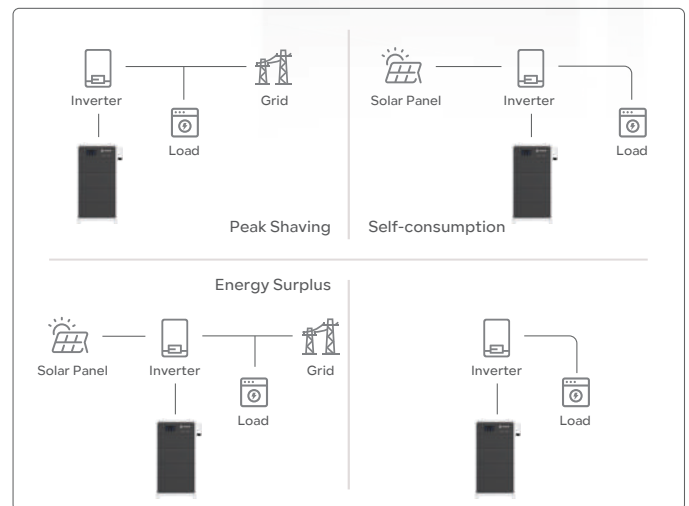
Wi-Fi Connectivity and APP Control: Enables remote monitoring and management of the energy storage system through a dedicated mobile application, enhancing user convenience and control.



Product Details



System Layout



Application Scenario



| Battery Energy Storage(48/51.2V) | 2 Modules | 3 Modules | 4 Modules | 5 Modules | 6 Modules |
|----------------------------------|---------------------------------|----------------------------------|----------------------------------|----------------------------------|----------------------------------|
| Product Model (48V) | R-XL009021 | R-XL014031 | R-XL019021 | R-XL024021 | R-XL028021 |
| Product Model (51.2V) | R-XL010021 | R-XL015031 | R-XL020041 | R-XL025051 | R-XL030061 |
| Nominal Energy (kWh) | 9.6/10.24 | 14.4/15.36 | 19.2/20.48 | 24/25.6 | 28.8/30.72 |
| Output Power (kW) | 9.1/9.7 | 13.7/14.6 | 14.4/15.4 | 14.4/15.4 | 14.4/15.4 |
| Max. Operation Current (A) | 190 | 285 | 300 | 300 | 300 |
| Peak for 10s (A) | 196 | 297 | 392 | 490 | 500 |
| Peak for 2s (A) | 240 | 360 | 480 | 500 | 500 |
| Max. Charging Voltage (Vdc) | 54.75/58.4 | | | | |
| Discharge Cut-off (Vdc) | 40.5/43.2 | | | | |
| Nominal Voltage (Vdc) | 48/51.2 | | | | |
| Recommend Charging Voltage(Vdc) | 53.25/56.8 | | | | |
| Battery Chemistry | LiFePO4 | | | | |
| Dimension (W*D*H) | 635*268*795mm 25*10.6*31.3in | 635*268*1023mm 25*10.6*40.3in | 635*268*1250mm 25*10.6*49.2in | 635*268*1478mm 25*10.6*58.2in | 635*268*1705mm 25*10.6*67.1in |
| Net Weight (Approximate) | 139/141kg 306/311lb | 192/194kg 423/428lb | 245/247kg 540/545lb | 298/300kg 656/661lb | 351/353kg 773/778lb |

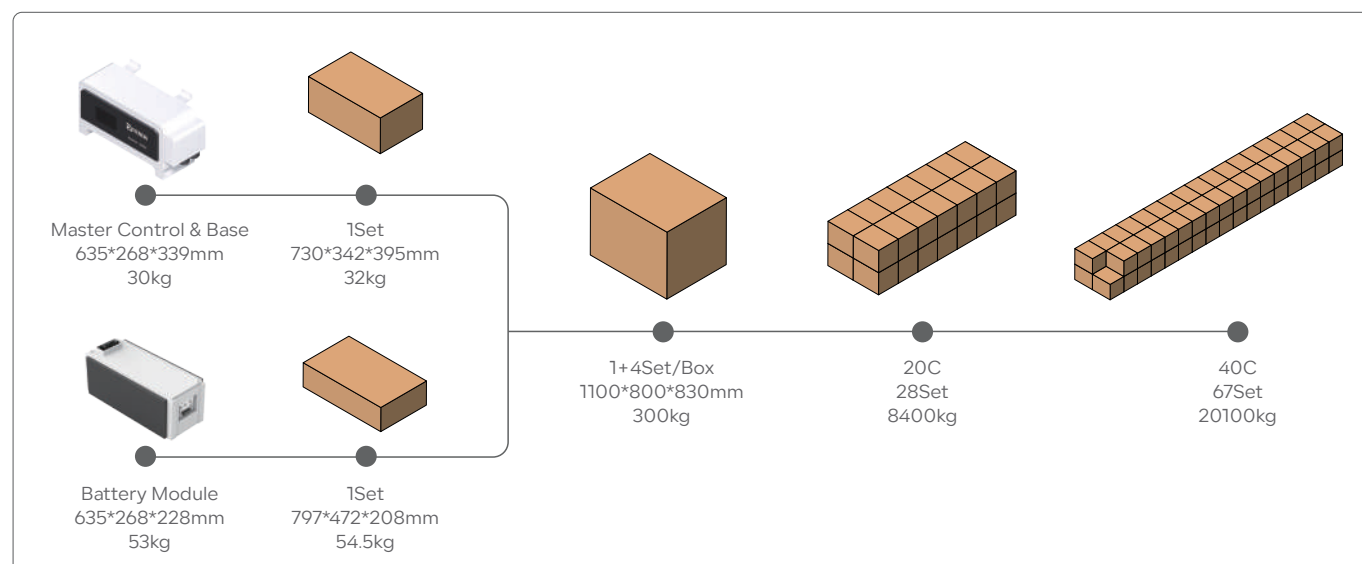
| General Parameters | |
|-----------------------|---|
| Scalability | Max. 15 systems in parallel |
| Storage Conditions | -20°C ~ 55°C(0°C ~ 35°C Recommended) Up to 90%RH, non-condensing Initial SoC: 50% |
| Operating Temperature | Charge: 0°C ~ 50°C Discharge: -20°C ~ 50°C |
| Cooling | Natural Cooling |
| Max. Altitude | 4000m / 13123ft |
| Cycle Life | 8000 Cycles |
| Communication | RS485, CAN, WiFi |

| System Characteristic | |
|-----------------------|--|
| Master Control Model | R-MC300-XTL01 |
| Battery Model | R-EM51100-XTL01 |
| Battery Compliances | UL1973,UL9540, UL9540A UKCA, IEC 62619, IEC62040 CEI 0-21, UN 38.3, EN-61000, EN-62311 |
| Installation Method | Stack Mounting |
| Installation Scene | Indoor or Outdoor |
| IP Rating [1] | IP65 |
| Warranty [2] | 10 Years |

[1] IP65 rating applies only when the Xtreme LV system is fully assembled

[2] Please refer to the warranty letter for details

Packaging & Shipping Details



Xcellent

Wall-Mounted LV Battery System

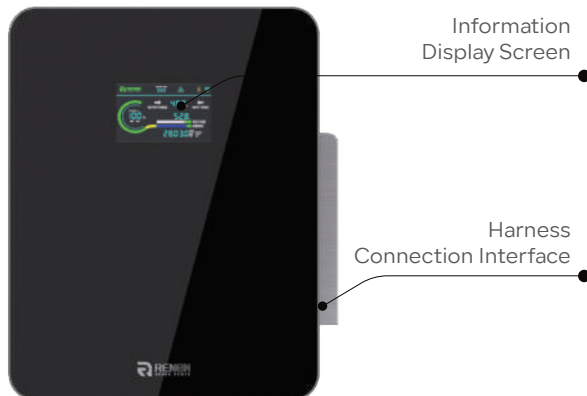
Safe and Stable LFP Technology: The Xcellent series uses Lithium Iron Phosphate (LFP) battery chemistry, known for its safety, stability, and long lifespan, ensuring reliable performance.

Minimalist and Compact Design: The Xcellent batteries feature a minimalist, noise-free design that can be seamlessly integrated into various residential settings, both indoor and outdoor.

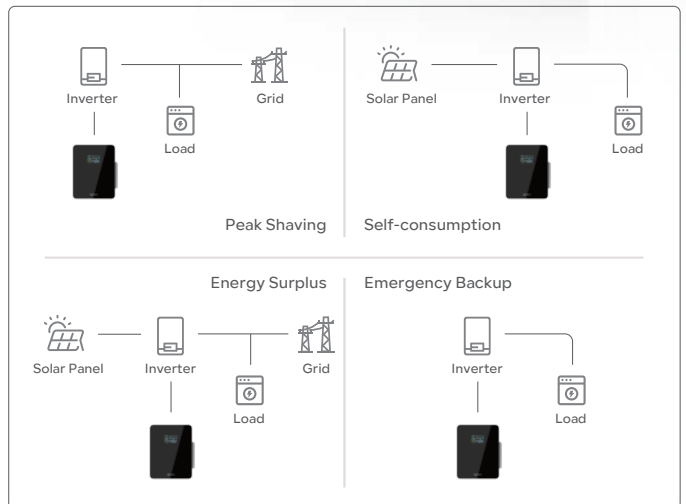
High Compatibility and Flexibility: The Xcellent series is designed to be highly compatible with various inverters and can be easily scaled to meet different energy storage needs, from small residential setups to larger installations.



Product Details



System Layout



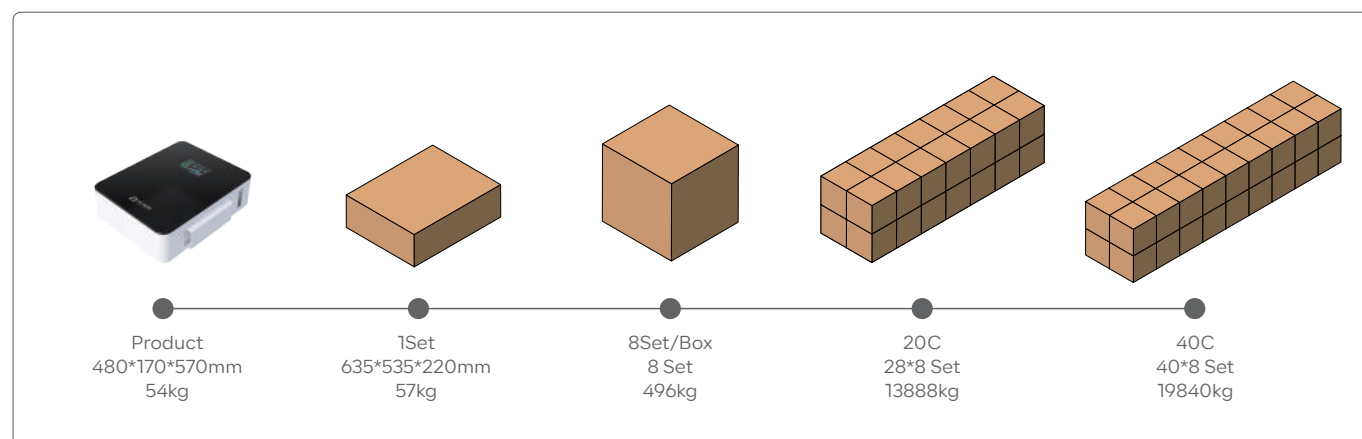
Application Scenario



| Battery Energy Storage | | General Parameters | |
|--------------------------------------|----------------------------------|----------------------------------|---|
| Battery Chemistry | LiFePO4 | Scalability | Max. 31 systems in parallel |
| Cell Capacity (Ah) | 100 | Storage Conditions | -20°C ~ 55°C(0°C ~ 35°C Recommended) Up to 90%RH, non-condensing Initial SoC: 50% |
| Nominal Energy (kWh) | 5.12 | Operating Temperature | Charge: 0°C ~ 50°C Discharge: -20°C ~ 50°C |
| Output Power (kW) | 4.8 | Cooling | Natural Cooling |
| Default Voltage (V) | 51.2 | Max. Altitude | 4000m / 13123ft |
| Voltage Range (V) | 43.2 ~ 59.2 | Cycle Life | 8000 Cycles |
| Max. Operation Current (A) | 95 | Communication | RS485, CAN, WiFi |
| Primary Overcurrent Protection (A) | 98@10S | <div>System Characteristic</div> | |
| Secondary Overcurrent Protection (A) | 120@2S | | |
| Max. Charging Voltage (V) | 58.4 | | |
| Discharge Cut-off (V) | 43.2 | | |
| Recommended Charging Voltage (V) | 56.8 | | |
| Dimension (W*D*H) | 480*170*570mm 18.9*6.7*22.4in | Battery Model | R-XC005161 |
| Net Weight (Approximate) | 54kg 119lb | Battery Compliances | IEC 62619, UN 38.3, UL1973 UKCA, CEI 0-21, EN-62311, EN-61000 |
| | | Installation Method | Wall-Mounting |
| | | Installation Scene | Indoor |
| | | IP Rating | IP20 |
| | | Warranty [1] | 10 Years |

[1] Please refer to the warranty letter for details

Packaging & Shipping Details



Xcellent Plus

Wall-Mounted LV Battery System

Dependable Safety: Designed with a high level of safety features, including dependable lithium iron phosphate (LiFePO₄) technology, ensuring safe and stable operation.

Sleek Aesthetics: Modern and sleek design that integrates seamlessly into residential environments, enhancing the aesthetic appeal of installation areas.


Whisper-Quiet Operation: Engineered for silent operation, making it ideal for home settings where noise levels need to be minimal.

Versatile Compatibility: Compatible with various inverters and energy systems, allowing for flexible integration with existing home energy setups.

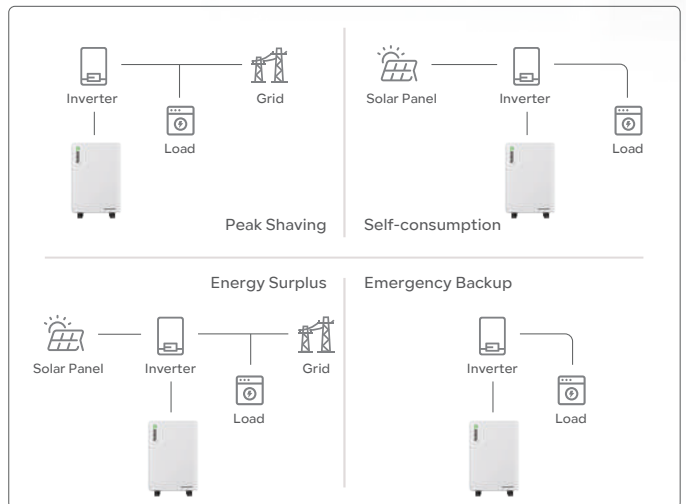
Long Cycle Life: Offers an impressive cycle life of up to 8000 cycles, providing long-term reliability and cost-effectiveness.



Product Details



System Layout



Application Scenario



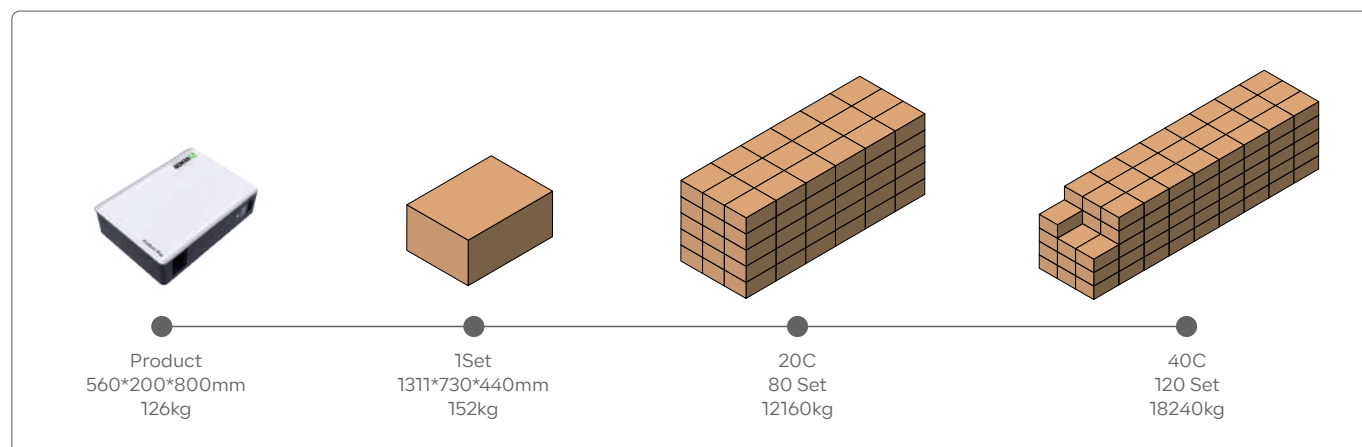
| Battery Energy Storage | |
|--------------------------------------|--------------------------------|
| Battery Chemistry | LiFePO4 |
| Cell Capacity (Ah) | 314 |
| Nominal Energy (kWh) | 16 |
| Output Power (kW) | 10.2 |
| Default Voltage (V) | 51.2 |
| Voltage Range (V) | 43.2 ~ 59.2 |
| Max. Operation Current (A) | 200 |
| Primary Overcurrent Protection (A) | 210@10S |
| Secondary Overcurrent Protection (A) | 250@500mS |
| Max. Charging Voltage (V) | 58.4 |
| Discharge Cut-off (V) | 43.2 |
| Recommended Charging Voltage (V) | 56.8 |
| Dimension (W*D*H) | 560*200*800mm 22*7.8*31.5in |
| Net Weight (Approximate) | 126kg 278lb |

| General Parameters | |
|-----------------------|---|
| Scalability | Max. 15 systems in parallel |
| Storage Conditions | -20°C ~ 55°C(0°C ~ 35°C Recommended) Up to 90%RH, non-condensing Initial SoC: 50% |
| Operating Temperature | Charge: 0°C ~ 50°C Discharge: -20°C ~ 50°C |
| Cooling | Natural Cooling |
| Max. Altitude | 4000m / 13123ft |
| Cycle Life | 8000 Cycles |
| Communication | RS485, CAN, RS232 |

| System Characteristic | |
|-----------------------|--|
| Battery Model | R-XC016161 |
| Battery Compliances | IEC 62619, UN 38.3, CEI 0-21, EN-61000 |
| Installation Method | Wall-Mounting or Floor Mounting |
| Installation Scene | Indoor or Outdoor |
| IP Rating | IP65 |
| Warranty [1] | 10 Years |

[1] Please refer to the warranty letter for details

Packaging & Shipping Details



EBrick

Rack Mounted LV Battery System


Modular Design and Easy Installation: EBrick's rack-mount design allows for customizable and simple installation, with the flexibility to connect multiple units in parallel. This reduces installation time and costs.

Wi-Fi Connectivity and App Control: EBrick features Wi-Fi connectivity, enabling users to remotely monitor and control the system via a dedicated app. This enhances user experience with real-time monitoring and efficient system management.

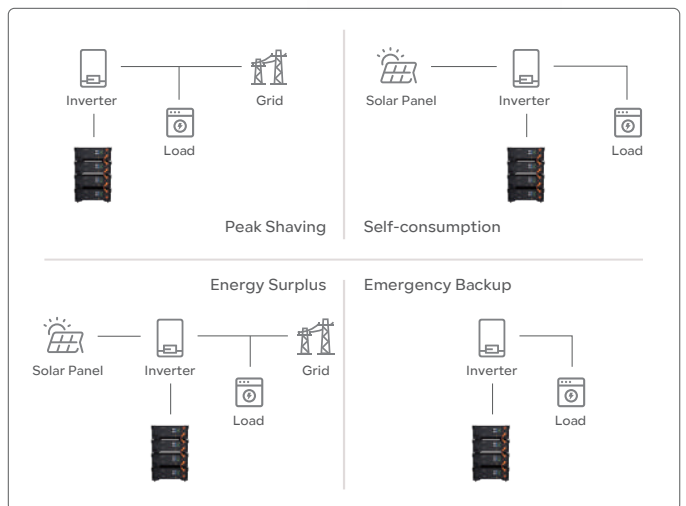
Stable LiFePO4 Battery Technology: EBrick uses reliable lithium iron phosphate (LiFePO4) batteries, offering up to 8000 cycles. Its efficient battery management system ensures high performance and safety.




Product Details



System Layout



Application Scenario



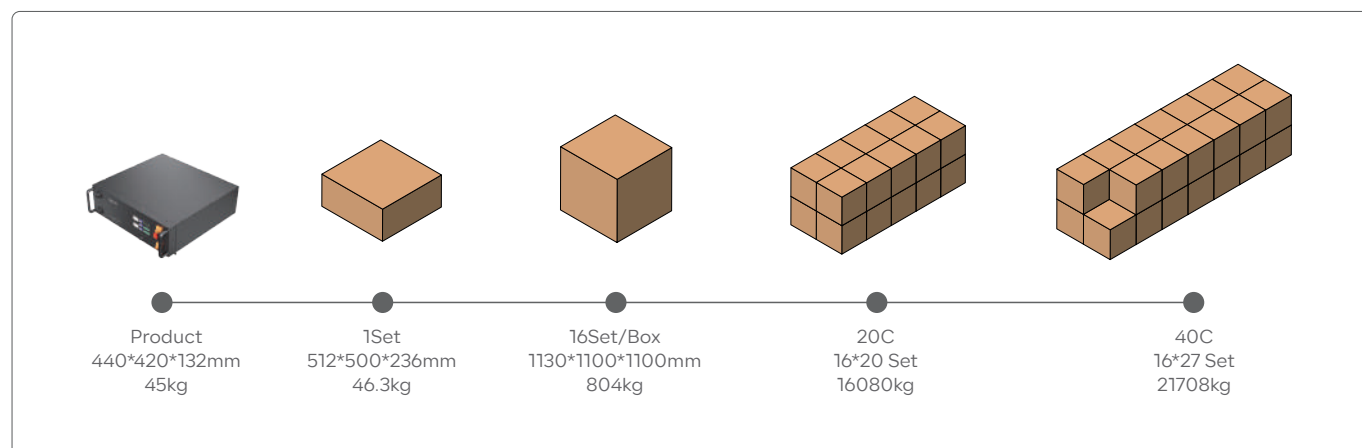
| Battery Energy Storage | |
|--------------------------------------|----------------------------------|
| Battery Chemistry | LiFePO4 |
| Cell Capacity (Ah) | 100 |
| Nominal Energy (kWh) | 5.12 |
| Output Power (kW) | 4.8 |
| Default Voltage (V) | 51.2 |
| Voltage Range (V) | 43.2 ~ 59.2 |
| Max. Operation Current (A) | 95 |
| Primary Overcurrent Protection (A) | 98@10S |
| Secondary Overcurrent Protection (A) | 120@30mS |
| Max. Charging Voltage (V) | 58.4 |
| Discharge Cut-off (V) | 43.2 |
| Recommended Charging Voltage (V) | 56.8 |
| Dimension (W*D*H) | 440*420*132mm 17.3*16.5*5.2in |
| Net Weight (Approximate) | 45kg 99.2lb |

| General Parameters | |
|-----------------------|---|
| Scalability | Max. 31 systems in parallel |
| Storage Conditions | -20°C ~ 55°C(0°C ~ 35°C Recommended) Up to 90%RH, non-condensing Initial SoC: 50% |
| Operating Temperature | Charge: 0°C ~ 50°C Discharge: -20°C ~ 50°C |
| Cooling | Natural Cooling |
| Max. Altitude | 4000m / 13123ft |
| Cycle Life | 8000 Cycles |
| Communication | RS485, CAN, WiFi |

| System Characteristic | |
|-----------------------|---|
| Battery Model | R-EB005161 |
| Battery Compliances | UL1973, UL9540A, IEC 62619, UN 38.3 CEI 0-21, UKCA, EN-61000, EN-62311 |
| Installation Method | Rack Mounting |
| Installation Scene | Indoor |
| IP Rating | IP20 |
| Warranty [1] | 10 Years |

[1] Please refer to the warranty letter for details

Packaging & Shipping Details



EBrick-IND

Modular LV Battery System


Scalability: The system can be expanded with up to 8 systems in stacks, offering flexibility and future-proofing for growing energy needs.

High Efficiency: Designed for peak shaving and self-consumption, it helps reduce energy bills by optimizing the use of solar power and minimizing reliance on the grid.

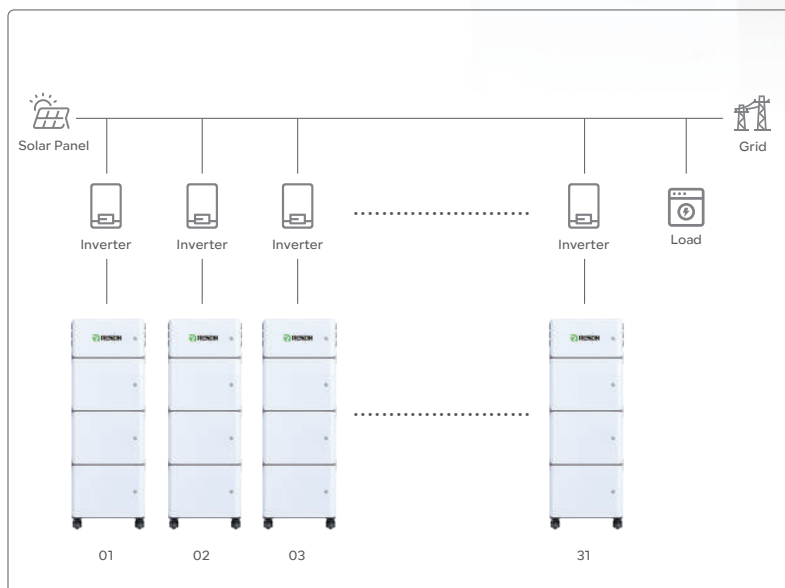
Strong Compatibility: The system is designed to work seamlessly with various inverters and energy management systems, providing flexibility in integration with existing setups.



System Demonstration



System Layout



Application Scenario



| Battery Energy Storage | | | | |
|--------------------------------|--|------------------|-----------------|-----------------|
| Product Model | R-EB015161-IND1 | R-EB0300161-IND1 | R-EB045161-IND1 | R-EB060161-IND1 |
| Module Numbe | 1 | 2 | 3 | 4 |
| Battery Module Numbe | 3 | 6 | 9 | 12 |
| Battery Module Type | R-EB005161 | | | |
| Master Control Type | R-MC300-PRO | | | |
| Nominal Energy (kWh) | 15.36 | 30.72 | 46.08 | 61.44 |
| Max. Charging/Discharging (A) | 300 | 300 | 300 | 300 |
| Nominal Capacity (Ah) | 300 | 300 | 400 | 500 |
| Peak for 10s (A) | 330 | 330 | 350 | 350 |
| Recommend Charging Voltage (V) | 56.8 | | | |
| Max. Charging Voltage (V) | 58.4 | | | |
| Discharge Cut-off (V) | 43.2(Cells) | | | |
| Nominal Voltage (V) | 51.2(Cells) | | | |
| Output Power voltage (V) | 54(Steady Voltage) | | | |
| | | | | |
| General Parameters | | | | |
| Weight (kg/lb) | ~165/363.76 | ~300/661.39 | ~435/958 | ~570/1,256.63 |
| Dimensions - W*D(mm/in) | 663*635/26.1*25.0 | 663*635*1436 | 663*635*1917 | 663*635*2398 |
| Dimensions - H(mm/in) | 955/37.6 | 1436/56.53 | 1917/75.51 | 2398/94.41 |
| IP Rating | IP20 | | | |
| Cycle Life | 8000 times @25°C, 0.5C, 80%DOD, 80%EOL | | | |
| Designed Calendar Life | 10 years | | | |
| Safety Function | Over-charge, Over-discharge, Over-current, Low/High-temperature, Low-voltage, Short-circuit Protections | | | |
| Operation Temperature | Discharge -20°C~50°C, Charge 0°C~50°C | | | |
| Parallel Capacity | Max. 8 | | | |
| Communication | RS485, Wi-Fi, CAN | | | |

Xtreme HV 1.0

Modular HV Battery System

High Efficiency and Scalability: The high voltage system offers a nominal voltage of 204.8–614.4V, reducing transmission losses, and its modular design provides 2 to 6 module stacking solutions, ensuring high operational reliability with dynamic current equalizing techniques.

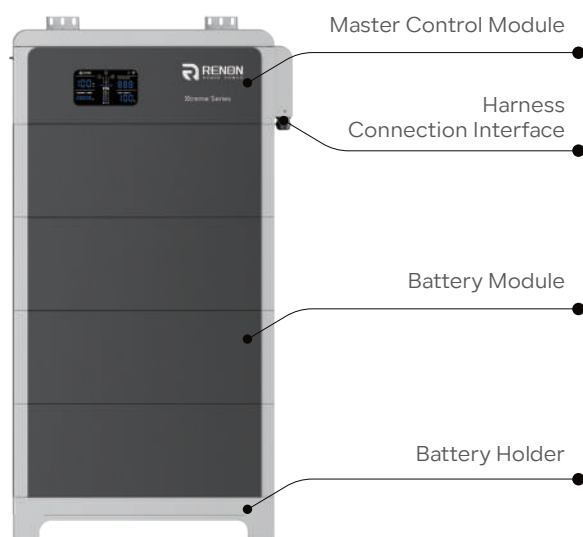
Advanced Smart Management: Wireless design with Wi-Fi connectivity, and the intelligent energy management system (EMS) allow for easy activation, unified management, and real-time monitoring and fault pre-warning.

Superior Safety and Durability: With a built-in battery optimizer, up to 8000 cycle life, IP55 protection rating, and comprehensive certifications, the system ensures long-term stable operation and global safety compliance.

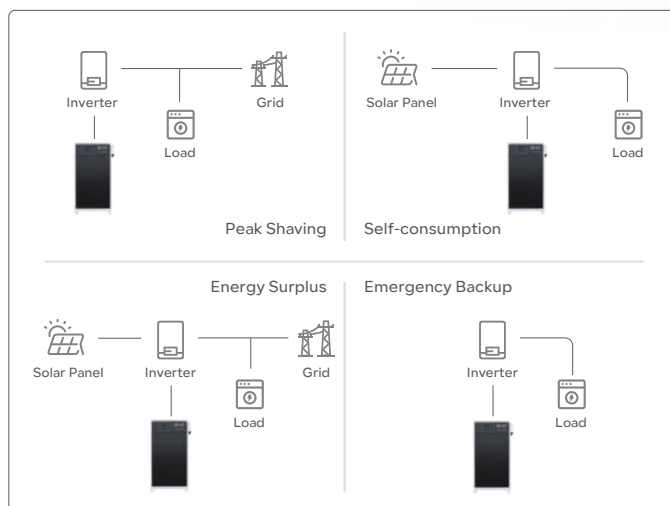
User-Friendly Integrated Solutions: The integration with Renon Flex Inverter eliminates the need for additional third-party inverters, and the 10-year warranty enhances user confidence and satisfaction.



Product Details



System Layout



Application Scenario



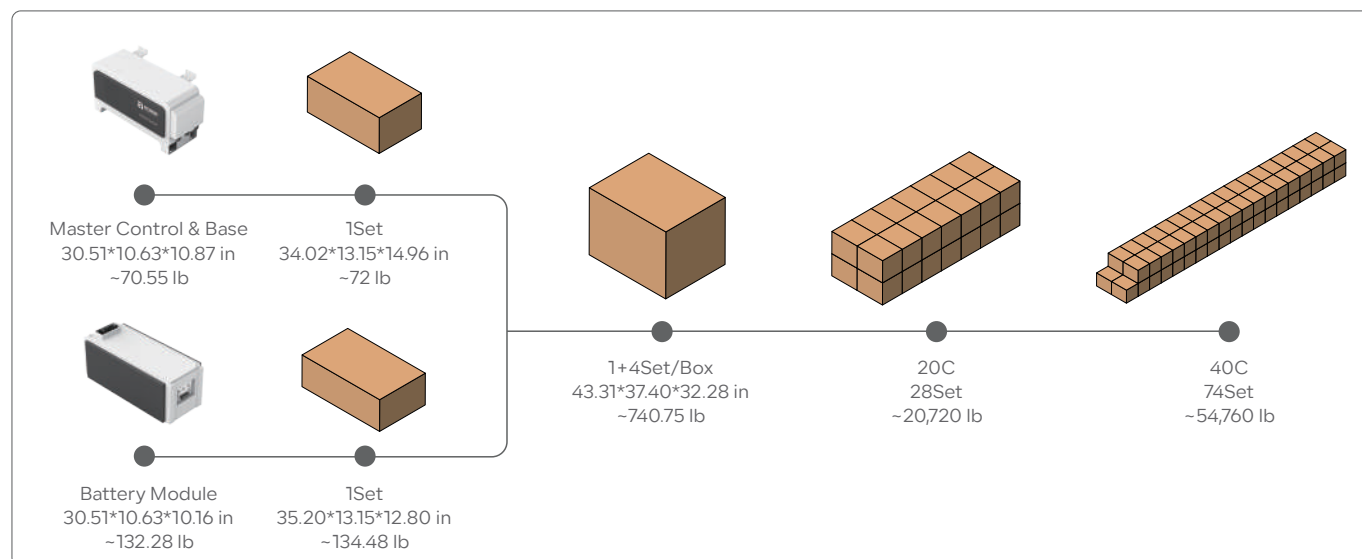
| Battery Energy Storage | | | | | |
|-------------------------------------|-------------------|-------------------|-------------------|-------------------|-------------------|
| Product Model | R-XH009021 | R-XH014031 | R-XH019041 | R-XH024051 | R-XH028061 |
| Product Module QTY | 2 | 3 | 4 | 5 | 6 |
| Battery Chemistry | LiFePO4 | | | | |
| Battery Combination | 1P60S | 1P90S | 1P120S | 1P120S | 1P150S |
| Cell Capacity (Ah) | 50 | | | | |
| Nominal Energy (kWh) | 9.6 | 14.4 | 19.2 | 24 | 28.8 |
| Nominal Power (kW) | 9.216 | 13.824 | 18.432 | 230.4 | 27.648 |
| Nominal Voltage (V) | 192 | 288 | 384 | 480 | 576 |
| Max. Charging Voltage (A) | 219 | 328.2 | 438 | 547.5 | 657 |
| Recommend Discharge Cut-off Voltage | 175.8 | 263.7 | 351.6 | 439.5 | 527.4 |
| Dimensions - W*D (mm/in) | 775*270/30.5*10.6 | 775*270/30.5*10.6 | 775*270/30.5*10.6 | 775*270/30.5*10.6 | 775*270/30.5*10.6 |
| Dimensions - H (mm/in) | 854/33.6 | 1112/43.8 | 1370/53.9 | 1628/64 | 1886/74.1 |
| Total Weight - (kg/lb) | 152/335 | 212/467 | 272/599 | 332/731 | 392/863 |

| General Parameters | |
|-----------------------|--|
| Scalability | Max. 5 cluster in parallel |
| Storage Conditions | -4°F ~ 131°F(32°F ~ 95°F Recommended) Up to 90%RH, non-condensing Initial SoC: 50% |
| Operating Temperature | Charge: 32°F ~ 122°F Discharge: -4°F ~ 122°F |
| Cooling | Natural Cooling |
| Max. Altitude | 4000m / 13123ft |
| Cycle Life | 8000 Cycles |
| Communication | RS485, CAN, WiFi |

| System Characteristic | |
|-----------------------|---|
| Master Control Model | R-MC050-XTH01 |
| Battery Model | R-EM102050-XTH01 |
| Battery Compliances | IEC62619, MSDS, UN38.3 UL 1973, UL 9540, UL 9540A(Coming soon) |
| Installation Method | Stack Mounting |
| Installation Scene | Indoor or Outdoor |
| IP Rating | IP55 |
| Warranty [1] | 10 Years |

[1] Please refer to the warranty letter for details

Packaging & Shipping Details

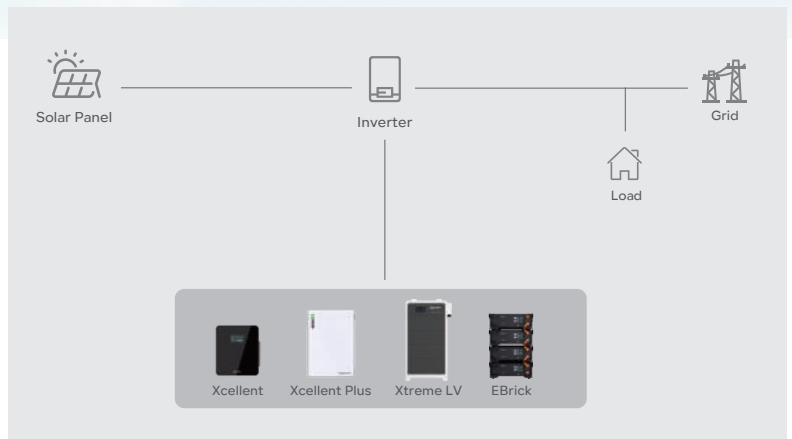


Solution

LV Solution

Low Voltage Energy Storage for Everyday Needs

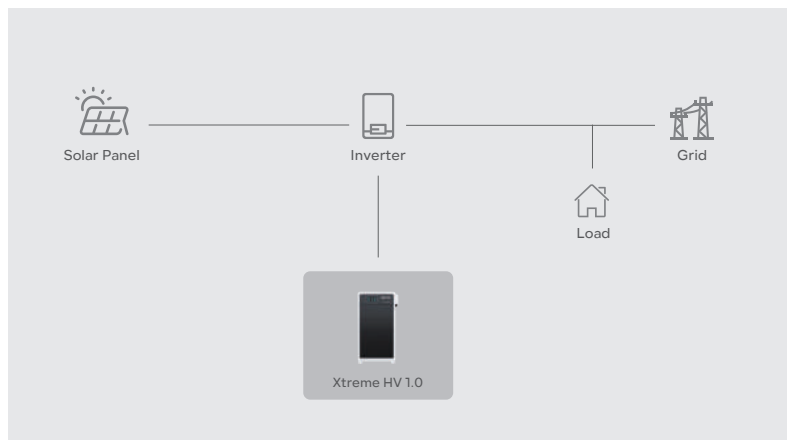
Residential LV solutions offer dependable and affordable energy storage for everyday household needs. Ideal for small to medium-sized homes, these low voltage systems provide continuous power supply, enhancing energy independence and reducing electricity costs.



HV Solution

High Voltage Energy Storage for Modern Homes

Residential HV solutions deliver robust and reliable energy storage, designed for larger homes with higher energy demands. These high voltage systems provide efficient power management, ensuring your home remains powered through peak usage times and outages.



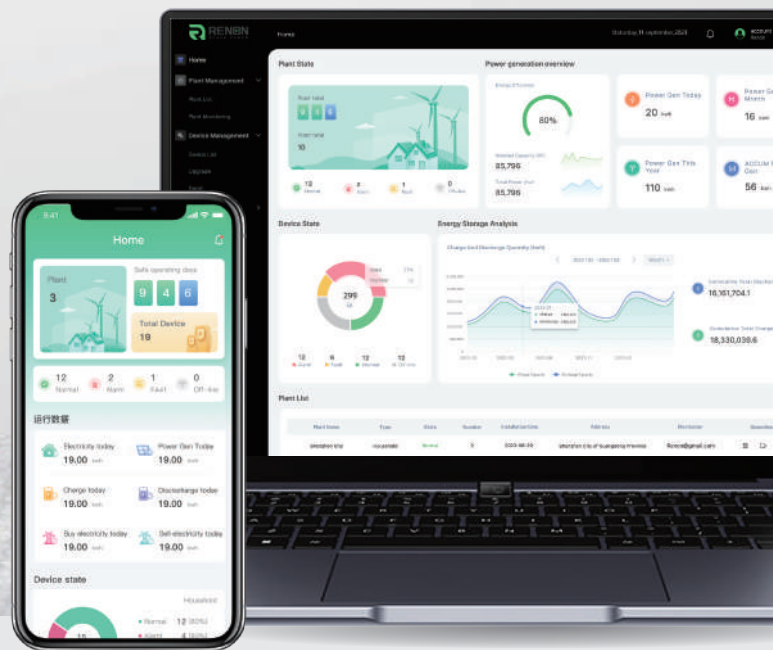
Renon Smart

Cloud Energy Management

We're Using Smart Power to Simplify Your Life.

Renon Smart is a comprehensive device management and monitoring solution for distributors, installers, and end users.

Our software and app are ideal for managing large-scale-power station and commercial and industrial energy storage systems.



Features



Instant Clarity with Remote Data Monitoring and Analytics

Remote data monitoring, automatic curve generation, and big data analytics management make the product operation status clear at a glance.



Enhanced Security with Distributed Architecture and Data Encryption

Distributed architecture deployment and data security encryption ensure that cloud data is more secure and reliable.



Boost Customer Satisfaction with Remote Firmware Upgrades

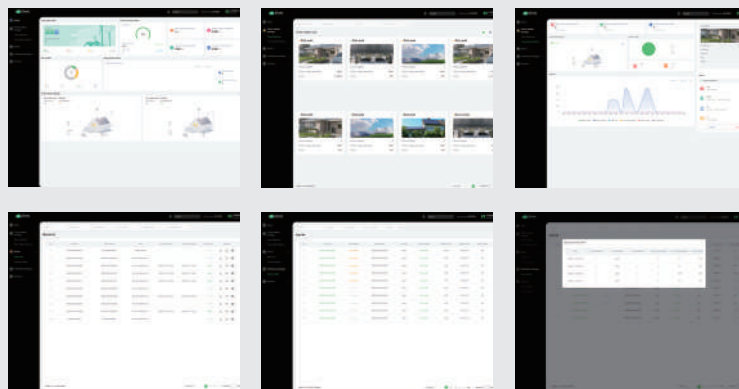
Remote firmware upgrading and intelligent operation and maintenance report generation effectively improve customer satisfaction.



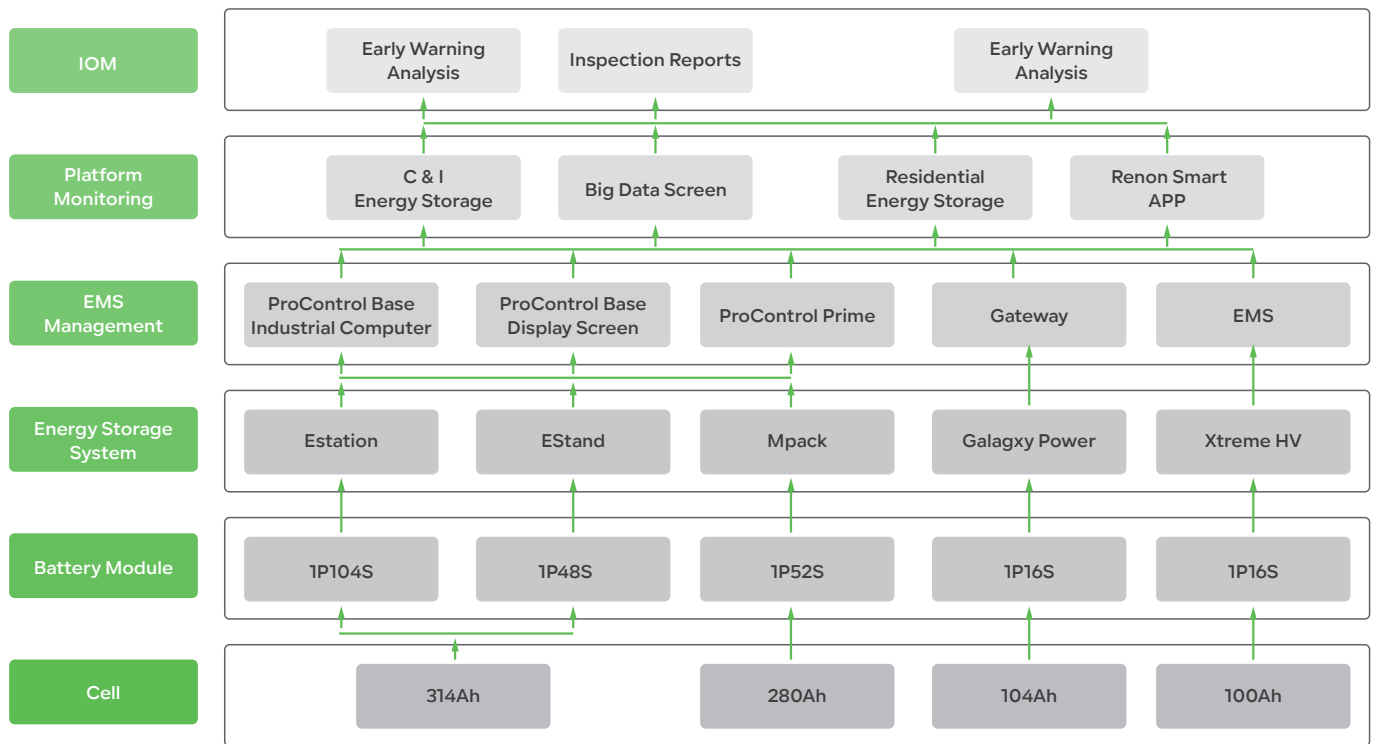
Optimized Channel Construction with a Six-Level Distribution System

The six-level distribution system, from the brand owner to end-users, is more conducive to robust product channel construction.

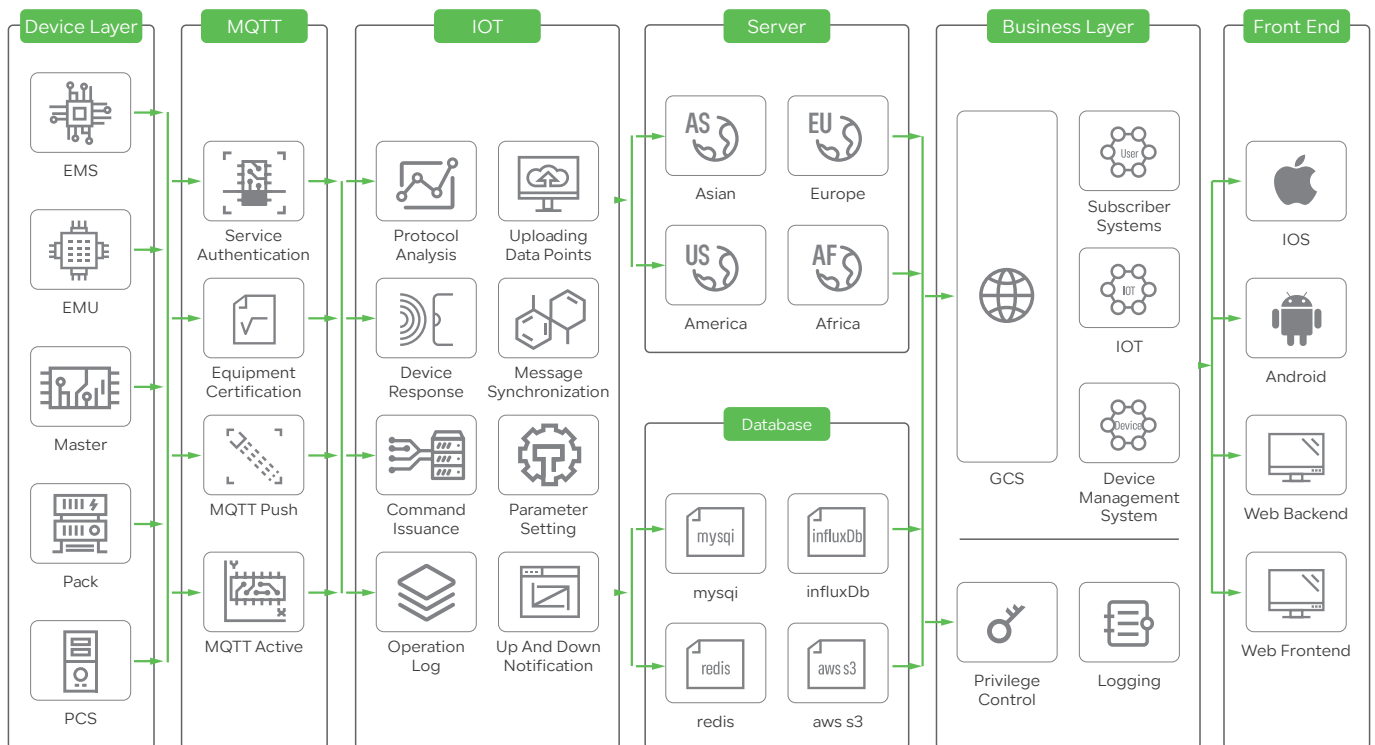
Interface Showcase



Physical Link



Platform Architecture



Installation Cases

"As an installer, I appreciate the reliability and efficiency of Renon Power' s solutions. Their technical support team is always available to assist with any questions or challenges, ensuring a smooth installation process from start to finish."

- Samantha J., Electrical Contractor



Lithuanian Xcellent Plus



USA Xtreme LV



South Africa EBrick



Italy Xcellent Plus



Italy Xtreme HV



Italy Xcellent Plus



Italy Xcellent Plus



Portugal Ebrick



USA Xtreme LV



South Africa Xtreme LV



Netherlands Xtreme LV



South Africa Xtreme LV




USA Xtreme LV



USA Xcellent Plus



USA Xtreme LV



South Africa EBrick



USA Xcellent Plus



USA Xtreme LV



USA Xtreme LV


Renon Exhibition

At Renon Power, our team is our greatest asset.

We are a diverse group of passionate professionals, united by a shared mission to make green power within reach.

Intersolar 2025 Europe

Germany




RIMINI Expo

Italy



Intersolar 2025 San Diego

The United States




PV EXPO 2025 Tokyo

Japan



RE+ 2024


The United States



Note Book

PROVIDE
INNOVATIVE,
RELIABLE, AND
AFFORDABLE
ENERGY
STORAGE
SOLUTIONS TO
CUSTOMERS
WORLDWIDE.





Renon Power USA LLC

580 McIntyre Rd. McKinney, TX 75071

Renon Power Technology B.V.

Rietbaan 10, 2908 LP Capelle aan den IJssel

瑞智新能源（惠州）有限公司

東京都中央区日本橋箱崎町 20-5 VORT 箱崎 5F



Linkedin



Website